

Imitation ATT TMSystem™ chassis detected

24 January 2011 Ref: Document1

Some key visual differences between an ATT Chassis and the Imitation Chassis

Figs 1 & 2: Top tie bar on the imitation chassis has a silver plated finish compared to the black powder coated finish on the ATT top tie bar.



Fig 1. ATT Chassis Top Tie Bar Finish




Fig 2. Imitation Chassis Top Tie Bar Finish

Figs 3 & 4: Imitation chassis uses a thicker font and has removed the ATT logo from the adjuster top cap.




Fig 3. ATT Adjuster Top Cap




Fig 4. Imitation Adjuster Top Cap

Figs 5 & 6: Adjuster clamp on the imitation chassis does not have a machined recess to accommodate bolt head and also does not have a bevelled bottom edge to allow flush fitting against the adjuster body bush.




Fig 5. ATT Adjuster Clamp

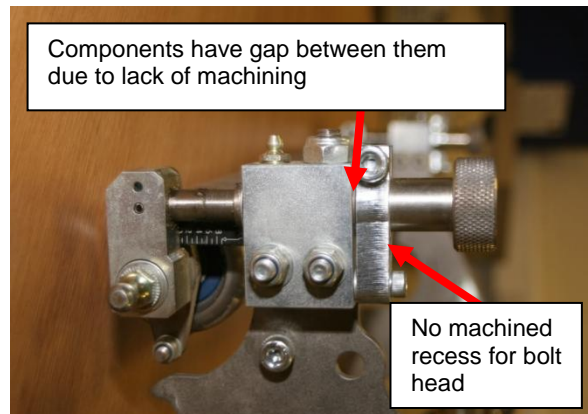


Fig 6. Imitation Adjuster Clamp

Figs 7 & 8: Roller construction on imitation chassis substandard due to poor surface finish and a rough join line where the roller tube joins the end cap.




Fig 7. ATT Chassis Roller Close-up




Fig 8. Imitation Chassis Roller Close-up